

**Alcon**

LASIK:  
**LET'S  
TAKE A  
CLOSER**

**LOOK**

**Discover a brighter future**  
and freedom from glasses and  
contacts with the technology of the  
**WaveLight® Refractive Suite.**



**Advancing**  
REFRACTIVE SURGERY

A photograph of three men in a social setting, likely a backyard or outdoor event. They are gathered around a grill, smiling and looking at the food being cooked. The man on the left is wearing a brown jacket over a white shirt and tie. The man in the middle is wearing a light blue button-down shirt. The man on the right is wearing a white t-shirt and dark pants. They are all looking down at the grill, which has several skewers of food cooking on it. The background shows a table with drinks and other people in the distance, suggesting a party or gathering.

# SO, WHAT EXACTLY IS LASIK?

**LASIK is an advanced, safe and effective<sup>2</sup> type of laser vision correction**

that uses the measurements of your eye and highly accurate light energy to reshape the cornea, allowing it to bend light rays properly and improving your eyesight almost immediately to free you from wearing glasses and contacts.

**By Measurements,  
Do You Mean My  
Glasses Prescription?**

Unlike other laser vision correction procedures that utilize your glasses prescription, LASIK performed with the **WaveLight® Refractive Suite** uses advanced, proven laser technology and your truly unique profile to deliver a treatment designed specifically for you.

**Because every  
single eye is different, your  
treatment should be too.**

**LASIK With the  
WaveLight®  
Refractive Suite**

This state-of-the-art technology, produced by the #1 global leader in eyecare and trusted by surgeons worldwide, offers you a broad range of treatment options. In fact, more procedures are done on the **WaveLight® Refractive Suite** than all other technologies combined.<sup>1</sup>

**It is designed to deliver:**

- ✓ **Advanced treatments**
- ✓ **Great accuracy<sup>2</sup>**
- ✓ **Proven reliability<sup>2</sup>**
- ✓ **Excellent outcomes<sup>2</sup>**

**Speak to  
Your Doctor**

LASIK is still surgery—discuss the risks and benefits so you can make an informed decision that's best for you.

**Please read the attached  
safety information.**



A photograph of two young women standing in a grassy field at sunset. The woman on the left is wearing a denim vest over a black top and denim shorts, with a patterned bag slung over her shoulder. The woman on the right is wearing a red floral dress. They are both looking down and smiling. The background shows rolling hills under a bright, hazy sky.

WHAT  
TO

# EXPECT EXPECT

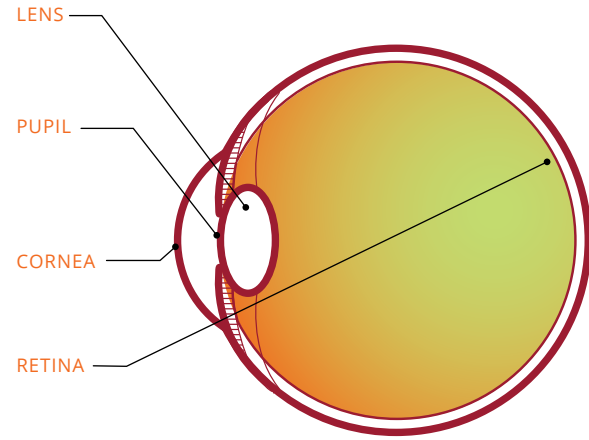
FROM YOUR LASIK

WHAT TO EXPECT:

# A FEW WEEKS BEFORE YOUR LASIK

## Evaluating Your Eyes

Your doctor will determine which LASIK procedure is best for you through the following steps:



- 1 **Test your vision in multiple ways**
- 2 **Map the shape of your cornea**
- 3 **Screen for eye disease**
- 4 **Measure your eye, including corneal thickness and pupil size**
- 5 **Assess the retina for your eye's visual potential**

### Attention Contact Lens Wearers

Contact lenses often affect the shape of your cornea, so you may be asked to stop wearing them for approximately 2 weeks before an eye evaluation and prior to surgery.

This should return your cornea to a more natural shape, allowing your doctor to highly personalize your treatment to you.

WHAT TO EXPECT:

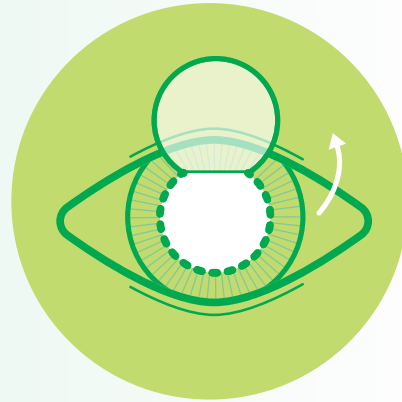
# ON THE DAY OF YOUR LASIK

## What Happens During the Procedure



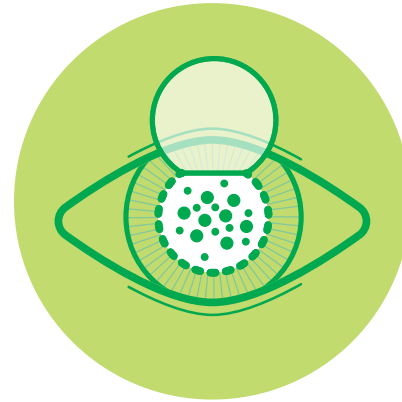
### Preparation

Anesthetic drops will be placed in your eyes. You'll then lie down on a patient bed underneath the **WaveLight® Refractive Suite** and focus your vision on the lights as described by your surgeon.



### Access to Treatment Area

Your doctor gains access to your cornea by lifting a thin layer of corneal tissue.



### Treatment

Cool laser energy from the excimer laser precisely reshapes your cornea.



### Flap Returned

In minutes, the procedure is complete. The thin layer of tissue is returned, acting as a natural bandage that helps your eye heal.

WHAT TO EXPECT:

# IMMEDIATELY AFTER YOUR LASIK

## Sharper. Brighter. Clearer.

Most LASIK patients notice improved vision immediately. Following the treatment, your doctor will provide recommendations to follow to ensure the best healing of your eyes:



**You shouldn't drive on the day of your surgery, so plan to have someone take you home**



**Keep your eyes clean from sweat, dust and makeup**



**Stop and pick up any medications that you have been prescribed**



**Avoid touching and rubbing your eyes**



**Only use eyedrops that your doctor has recommended**



### How Long Does LASIK take?

The **WaveLight® Refractive Suite** is the fastest LASIK platform in the US with an average treatment time of **45 seconds**.

### Your LASIK Recovery

Even though recovery time from LASIK varies slightly among individuals, the majority of patients are able to return to work the very next day.

- **Your doctor will schedule a follow-up appointment after your procedure**





YOUR

LIFE

AFTER  
LASIK

Experience a

NEW

20

20

VIEW

For patients who are nearsighted, farsighted or have astigmatism, LASIK is an excellent option with a very high rate of success.

AFTER TREATMENT MANY PATIENTS DESCRIBE THEIR VISION AS "GOOD" OR "EXCELLENT"<sup>3</sup>

Now get ready to go out and **enjoy the spectacular view** of the world around you—without the hassles of glasses or contacts.



## WaveLight® Excimer Laser Systems

### IMPORTANT PRODUCT INFORMATION

**CAUTION:** Federal (U.S.) law restricts the WaveLight® Excimer Laser Systems to sale by or on the order of a physician.

**INDICATIONS:** FDA has approved the WaveLight® Excimer Laser Systems for use in laser-assisted in situ keratomileusis (LASIK) treatments for nearsightedness (myopia), farsightedness (hyperopia), and astigmatism, including mixed astigmatism.

In addition, the WaveLight® Excimer Laser Systems, when used with the WaveLight® TOPOLYZER® Devices are approved for topography-guided LASIK treatments for the reduction or elimination of up to -9.00 diopters of nearsightedness, or for the reduction or elimination of nearsightedness with astigmatism with up to -8.00 diopters of nearsightedness and up to -3.00 diopters of astigmatism.

The WaveLight® Excimer Laser Systems are only indicated for use in patients who are 18 years of age or older (21 years of age or older for mixed astigmatism), who have documented evidence that their refraction did not change by more than 0.50 diopters during the year before their preoperative examination.

Alternatives to LASIK: LASIK is just one option for correcting your vision. Alternative options include eyeglasses, contact lenses, photorefractive keratectomy surgery (PRK), and other refractive surgeries. Be sure to talk to your doctor to find out if LASIK is appropriate for your condition.

**ATTENTION:** Ask your doctor for a copy of the current Patient Information Booklet for your procedure for a complete listing of the indications, contraindications, complications, warnings, precautions, side effects, and clinical study summaries.

**ADVERSE EVENTS AND COMPLICATIONS:** Common risks of LASIK procedures include:

- Developing dry eye syndrome, which can be severe;
- The possible need for glasses or contact lenses after surgery;
- Visual symptoms including halos, glare, starbursts, and double vision, which can be debilitating; and
- The loss of vision.

**REFERENCES:** **1.** Market Scope. *2018 Annual US Refractive Survey Report: A Measurement of Perceptions of Ophthalmic Manufacturers, Practice Patterns, Product Market Share, and Surgeon Adoption Plans*. Saint Louis, MO: Market Scope; December 2018. **2.** Alcon data on file, 2018. **3.** Alcon data on file, 2014.